




TOP DOG SOFTBALL BUNT COVERAGES

#BeTheTopDog



BUNT COVERAGE

KEYS TO SUCCESS



PRE-PITCH COMMUNICATION

- How much speed does the batter have?

RED = SLOW YELLOW = DECENT GREEN = FAST

- How much speed does the runner on base have?

RED = SLOW YELLOW = DECENT GREEN = FAST

- Where are you moving?

Are you crashing?

Are you covering a base?

Are you a back up

TELL SOMEONE!!!



HUSTLE!!

This is NOT a walk or jog type of play. When the ball gets in play we are all **SPRINTING!**

Everyone has a place to be



LIVE BALL COMMUNICATION

- Where is the ball going?
- Who is covering each base?
- If you are covering 1st Base you are yelling **INSIDE! INSIDE! INSIDE!**



NEVER LEAVE A BASE OPEN

Every base has to be covered every play. We do not necessarily need someone ON a base that does not have a runner or the ball going to it BUT we do need someone in the area of each base



BE REALLY GOOD AT THROW AND CATCH! AND KNOW THERE IS ALWAYS A 2nd PLAY!!!

We have to be really efficient at throwing and catching. Once we secure an out we have to find the next play! Even if that means just getting the ball back to the circle.

SITUATION: NO RUNNERS ON OR RUNNER ON 1stBUNT

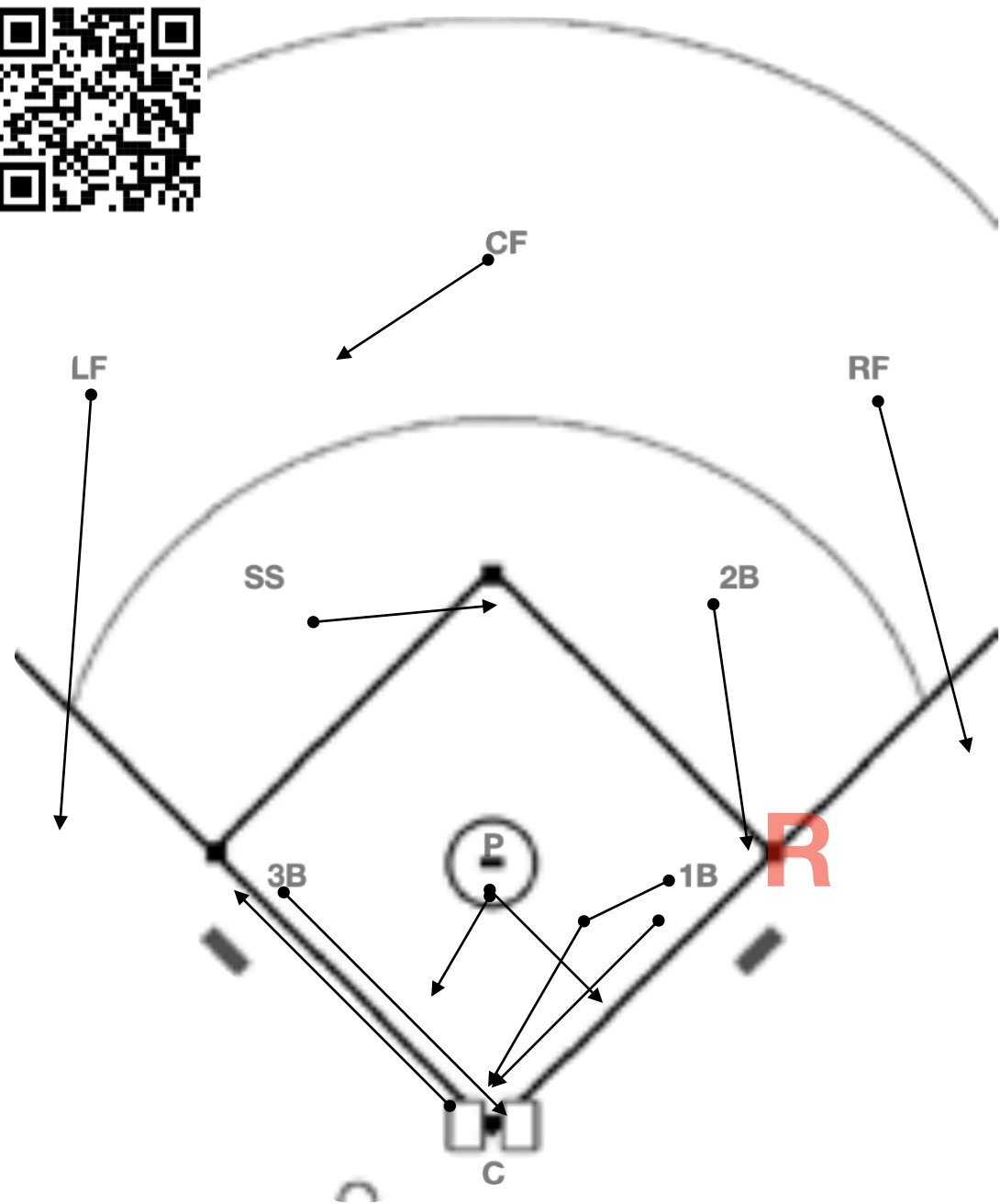
OBJECTIVES:

8u, 10u, 12u: Get the runner out at 1st Base AND Do not let the runner advance to 3rd base

14u, 16u, 18u: Get the runner out at 1st Base AND Do not let the runner advance to 3rd base

EXTENSION OBJECTIVE 14u, 16u, 18u

If the bunt is hit with pace and we can get the lead runner out at 2nd base - GET HER OUT!*



KEYS TO SUCCESS

- 1. Communication
- 2. Pace of Play
- 3. Throw & Catch

COMMUNICATION

- INSIDE! INSIDE! INSIDE!

- P: I GOT IT!
- 3B: BALL
- 1B: MINE!
- C: SAY YOUR NAME

WE HAVE TO KNOW!!!

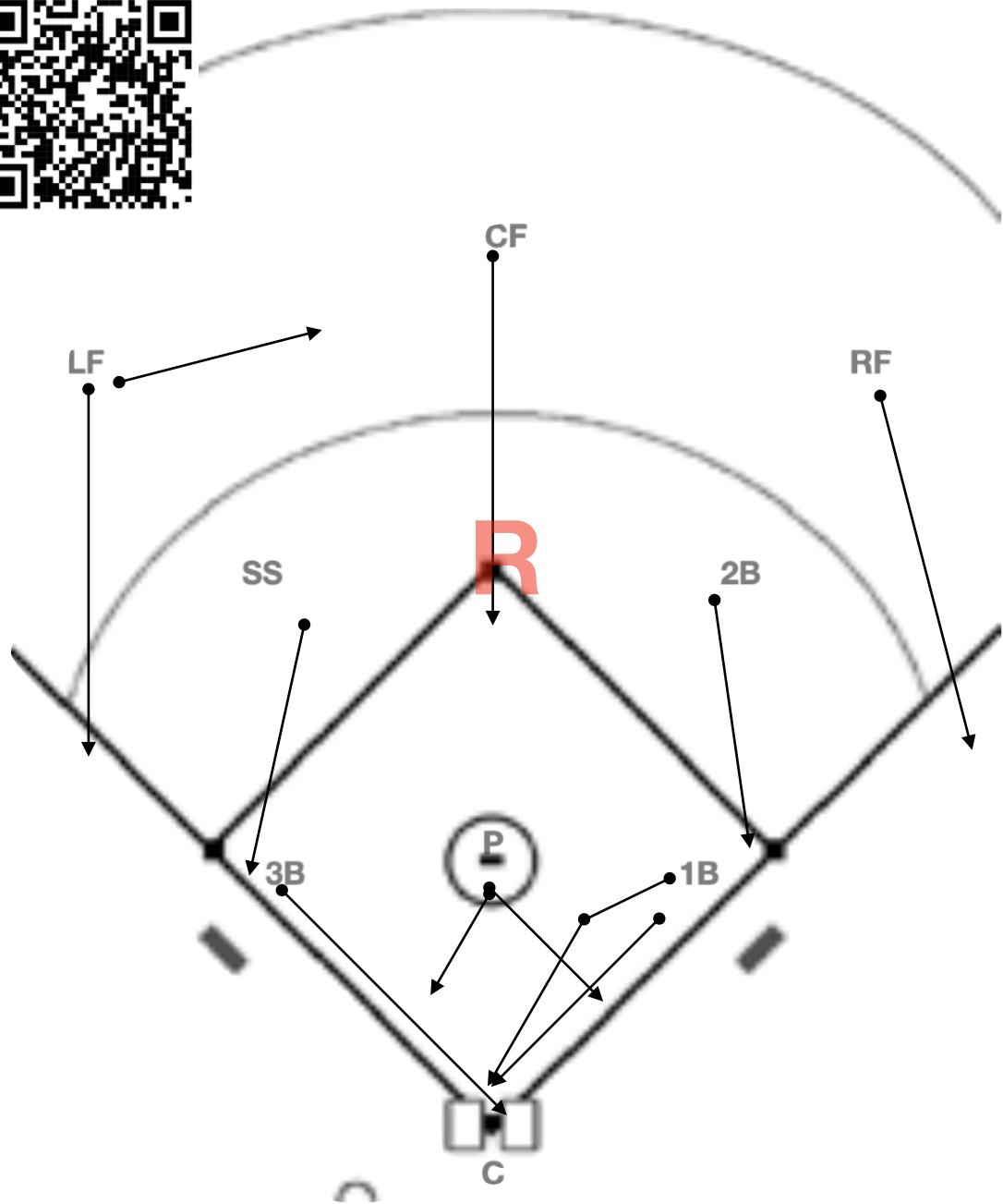
- WHO COVERS 3B AND WHEN WE MAKE THE SWITCH

P	Once you release the ball BE A DEFENDER! Go field the ball or get out of the way	SS	Cover 2nd Base but STAY ON THE INSIDE so the runner cannot make contact with you
C	BOUNCE! Field anything short. If 3B fields the ball you go cover 3rd base	3B	Crash from the foul line. If you do not get the ball GET BACK TO YOUR BASE!
1B (LH)	If you are LEFT HANDED crash straight down the foul line	LF	Be the back up for a throw from 1st Base to 3rd Base
1B (RH)	If you are RIGHT HANDED creep to the middle and crash from the middle	CF	Be the back up for a throw to 2nd Base from 1st Base
2B	Get to the FRONT, INSIDE CORNER of 1st Base and stay WIDE!	RF	Be the back up for a throw to 1st Base on the bunt

SITUATION: RUNNER ON 2ndBUNT

OBJECTIVES:

- 8u, 10u, 12u: Get the runner out at 1st Base AND Do not let the runner advance to home
- 8u, 10u, 12u: Do not let the runner advance to 3rd with a stolen base



PLAYER NOTES

P	Once you release the ball BE A DEFENDER! Go field the ball or get out of the way	SS	Cover 3rd Base on a bunt. Get to the inside of the field
C	BOUNCE! Field anything short. Direct traffic. BE A VOICE!	3B	Crash from the foul line. If you do not get the ball GET OUT OF THE WAY!
1B (LH)	If you are LEFT HANDED crash straight down the foul line	LF	Be the back up for a throw from Home to 3rd Base or a throw from 1st to 2nd
1B (RH)	If you are RIGHT HANDED creep to the middle and crash from the middle	CF	Cover 2nd Base
2B	Get to the FRONT, INSIDE CORNER of 1st Base and stay WIDE!	RF	Be the back up for a throw to 1st Base on the bunt

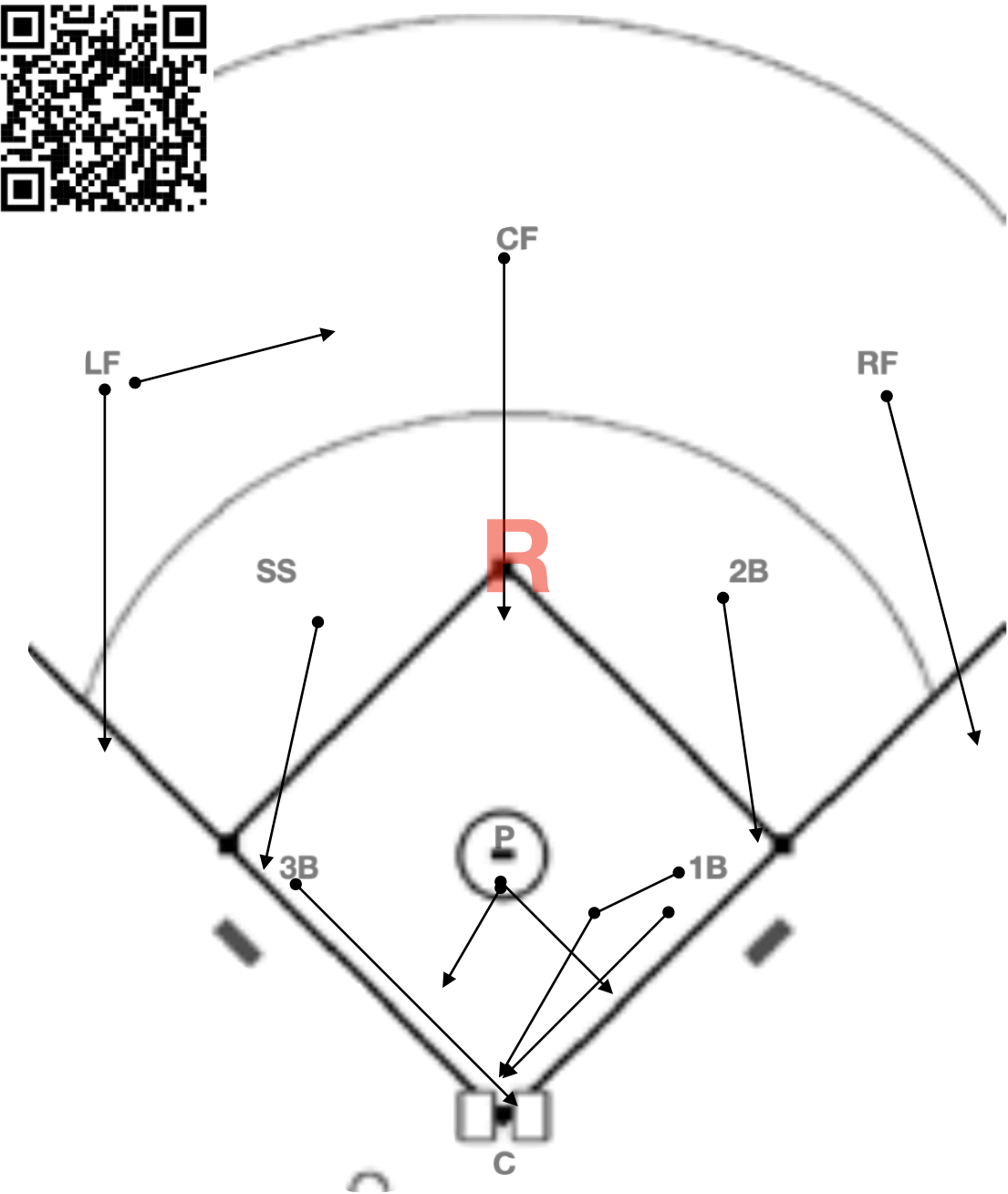
SITUATION: RUNNER ON 2nd

BUNT

OBJECTIVES:

- 8u, 10u, 12u Get the runner out at 1st Base
- 14u, 16u, 18u Get the runner out at 1st Base AND Do not let the runner advance to home

COVERAGE: NAVY



PLAYER NOTES

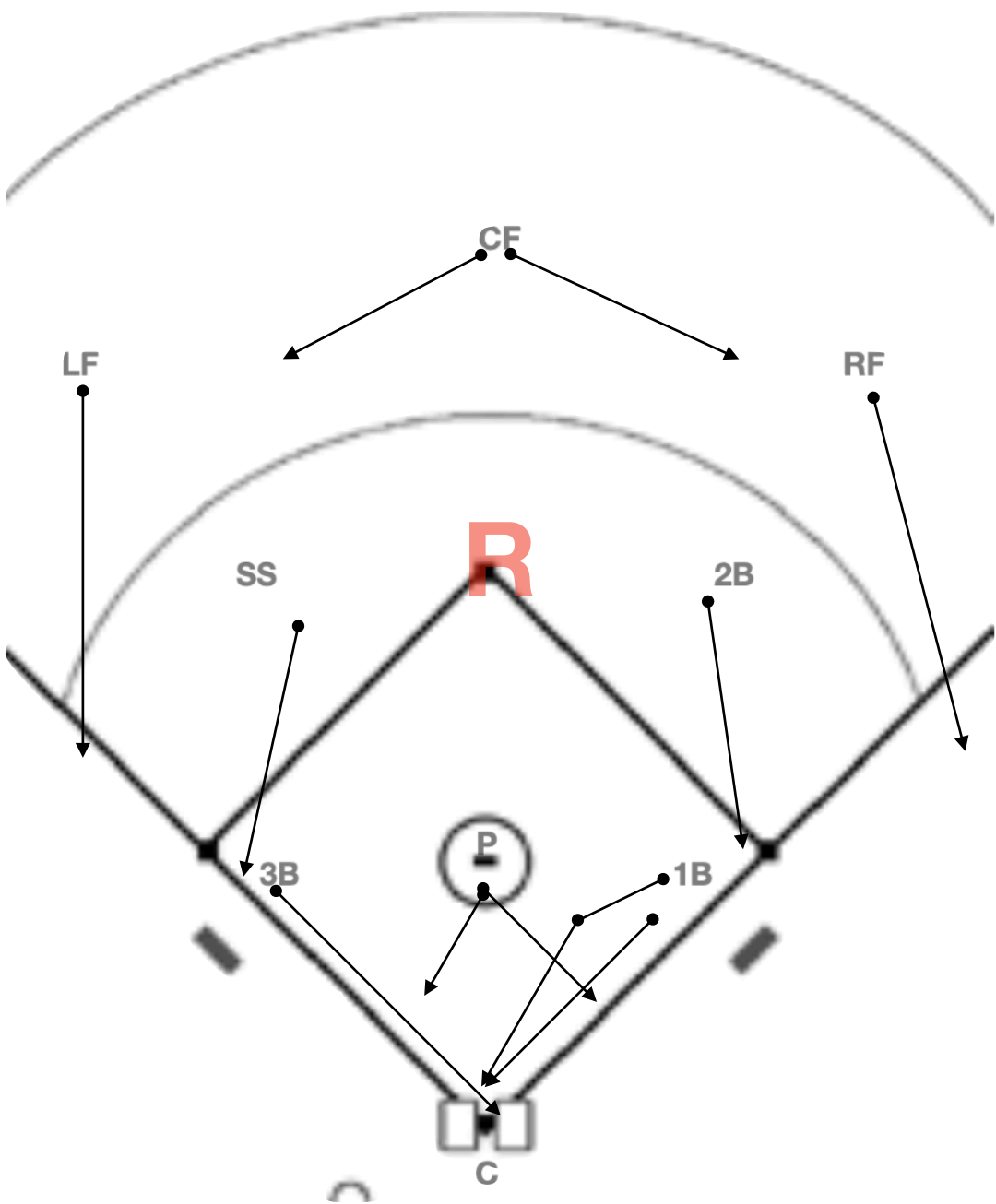
P	Once you release the ball BE A DEFENDER! Go field the ball or get out of the way	SS	Cover 3rd Base on a bunt. Get to the inside of the field
C	BOUNCE! Field anything short. Direct traffic. BE A VOICE!	3B	Crash from the foul line. If you do not get the ball GET OUT OF THE WAY!
1B (LH)	If you are LEFT HANDED crash straight down the foul line	LF	Be the back up for a throw from Home to 3rd Base or a throw from 1st to 2nd
1B (RH)	If you are RIGHT HANDED creep to the middle and crash from the middle	CF	Cover 2nd Base
2B	Get to the FRONT, INSIDE CORNER of 1st Base and stay WIDE!	RF	Be the back up for a throw to 1st Base on the bunt

SITUATION: RUNNER ON 2ndBUNT

OBJECTIVES:

14u, 16u, 18u Force the offense to bunt the ball to 1B so we can have the 3B hold on steal coverage
THIS COVERAGE WILL NOT APPLY TO 8u, 10u, 12u

COVERAGE: RED



PLAYER NOTES

P	Cover 3rd Base Side on any pitch to the INSIDE!	SS	If it is an INSIDE PITCH: COVER 3 If it is an OUTSIDE PITCH: COVER 2
C	BOUNCE! Field anything short. Direct traffic. BE A VOICE!	3B	If it is an INSIDE PITCH: CRASH! If it is an OUTSIDE PITCH: STAY HOME!
1B (LH)	If you are LEFT HANDED crash straight down the foul line	LF	Be the back up for a throw from Home to 3rd Base
1B (RH)	If you are RIGHT HANDED creep to the middle and crash from the middle	CF	Be the back up for a throw to 2nd Base from 1st Base or 3rd Base
2B	Get to the FRONT, INSIDE CORNER of 1st Base and stay WIDE!	RF	Be the back up for a throw to 1st Base on the bunt